

Canandaigua, New York

WIDEWATERS COMMONS



DEMOGRAPHICS

POPULATION

5 Miles: 23,768

10 Miles: 58,229

15 Miles: 131,888

HOUSEHOLDS

5 Miles: 10,596

10 Miles: 25,002

15 Miles: 56,272

AVG HH INCOME

5 Miles: \$108,953

10 Miles: \$110,439

15 Miles: \$109,705



CONTACT:

JIM LAVELLE

Office: (315) 445-8613

Mobile: (315) 263-6326

jlavelle@widewaters.com

TRACY LAUER

Office: (315) 445-8631

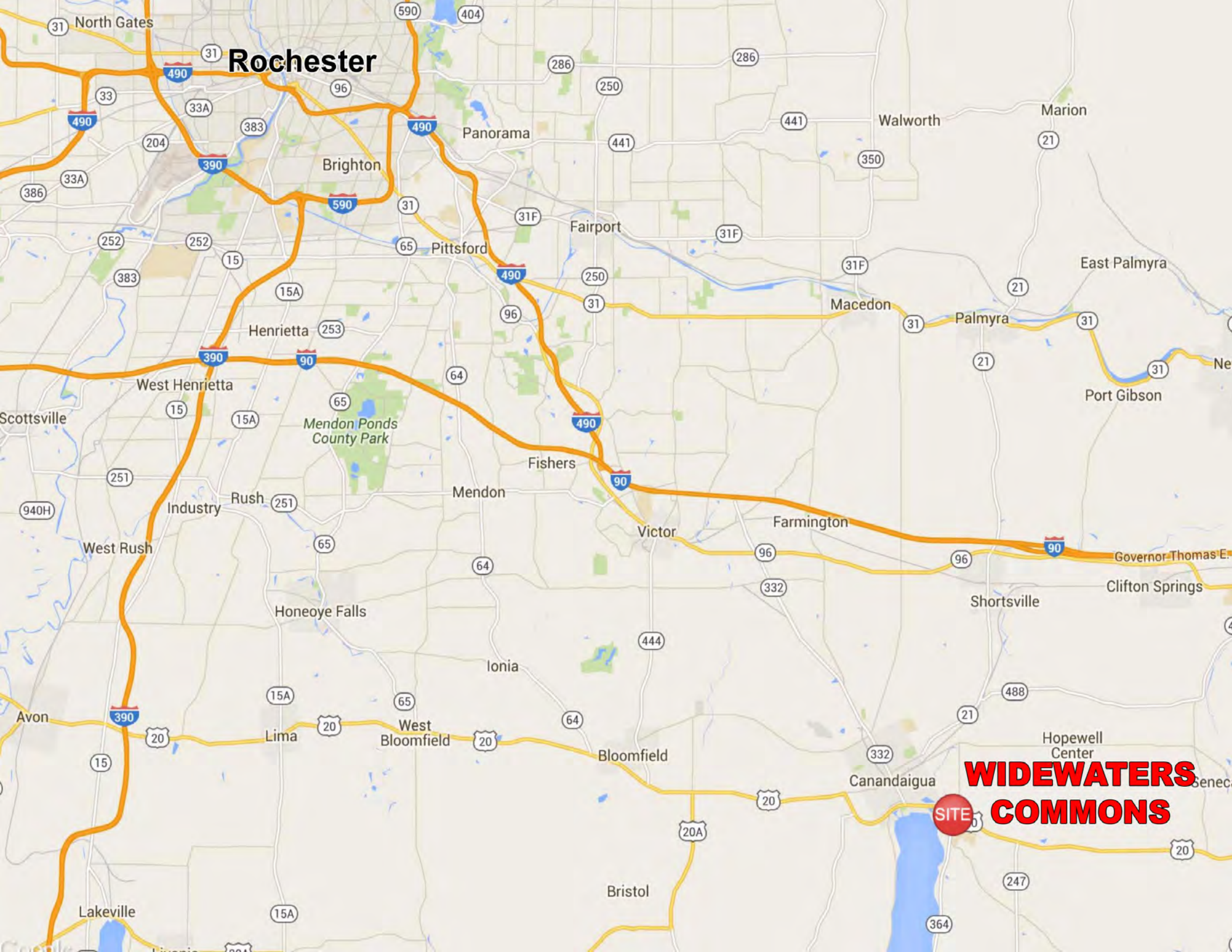
Mobile: (315) 382-1373

tlauer@widewaters.com

PROPERTY ADDRESS:

Widewaters Commons
4175 - 4237 Recreation Dr
Canandaigua, NY 14424

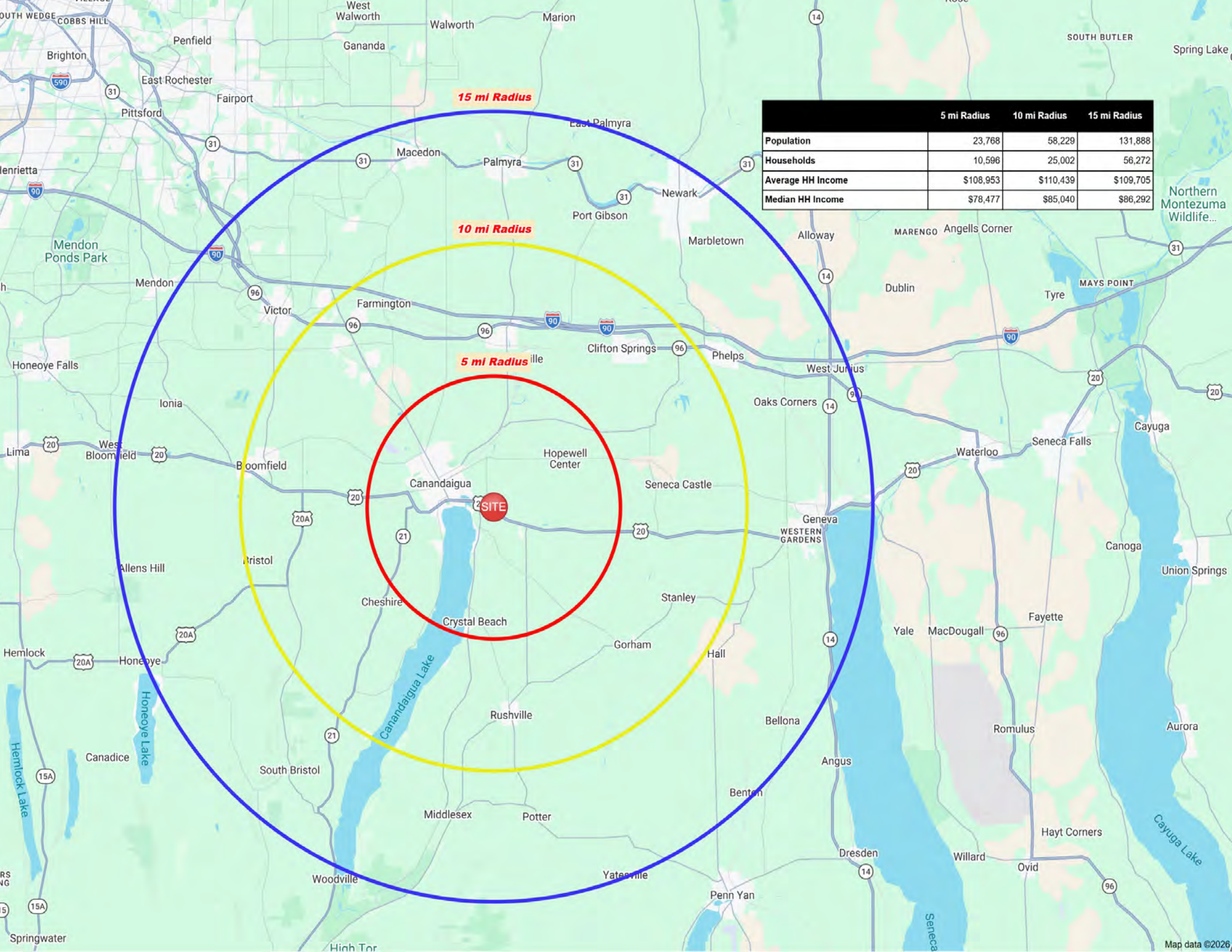




Rochester

**WIDEWATERS
COMMONS**

SITE



	5 mi Radius	10 mi Radius	15 mi Radius
Population	23,768	58,229	131,888
Households	10,596	25,002	56,272
Average HH Income	\$108,953	\$110,439	\$109,705
Median HH Income	\$78,477	\$85,040	\$86,292

15 mi Radius

10 mi Radius

5 mi Radius

SITE

Northern Montezuma Wildlife...



DOLLAR GENERAL

Canandaigua

COR CENTER











ROSELAND AMUSEMENT PARK

BIG LOTS!

TACO BELL

ALDI

Runnings

Walmart

LOWE'S

Applebee's

PINNACLE NORTH RESIDENTIAL/OFFICE RETAIL







PARKWAY PLAZA

Wegmans

BURGER KING









ROSELAND CENTER

Finger Lakes Community College
5,470 STUDENTS

CMAC PERFORMING ARTS CENTER

Skenoh Island

FF THOMPSON HOSPITAL
3,000 EMPLOYEES

daigua
ntary...

10

10

Moran Rd

Moran Rd

35

THEATER

Runnings

Walmart
Save money. Live better.

LOWE'S
Home Improvement Warehouse

GameStop
at&t
Mattress
Express

verizon
wireless

Applebee's

ESL
Federal Credit Union

20

20

Eastern Blvd

12,610 ADT

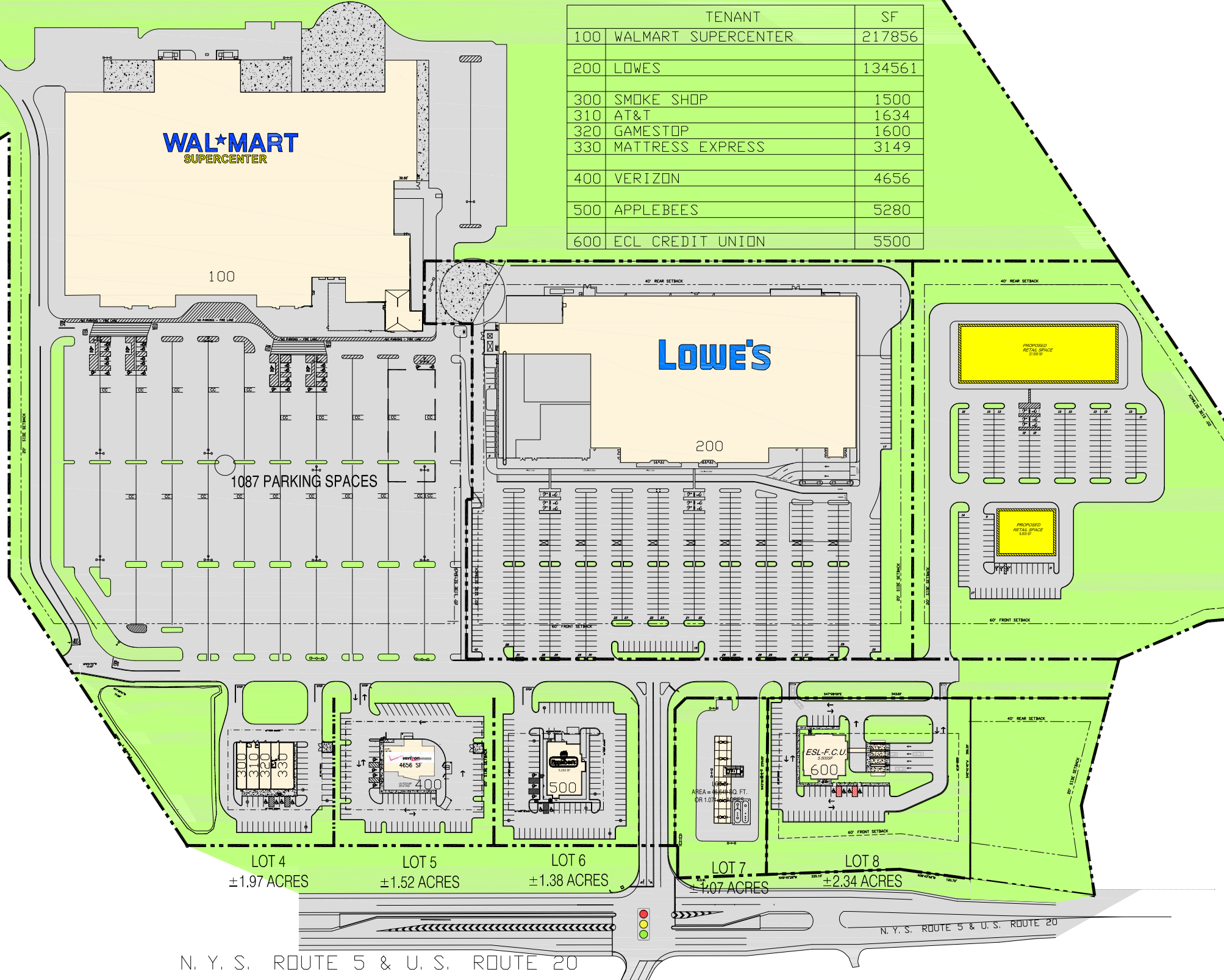
Lakeshore Dr

Lakeshore Dr

Lakeshore Dr



	TENANT	SF
100	WALMART SUPERCENTER	217856
200	LOWE'S	134561
300	SMOKE SHOP	1500
310	AT&T	1634
320	GAMESTOP	1600
330	MATTRESS EXPRESS	3149
400	VERIZON	4656
500	APPLEBEE'S	5280
600	ECL CREDIT UNION	5500



WALMART
SUPERCENTER

LOWE'S

100

200

1087 PARKING SPACES

LOT 4
±1.97 ACRES

LOT 5
±1.52 ACRES

LOT 6
±1.38 ACRES

LOT 7
±1.07 ACRES

LOT 8
±2.34 ACRES

N. Y. S. ROUTE 5 & U. S. ROUTE 20

N. Y. S. ROUTE 5 & U. S. ROUTE 20

AREA = 46,440 SQ. FT.
OR 1.07 ACRES

ESL-F.C.U.
5500 SF
600

PROPOSED RETAIL SPACE
3000 SF

PROPOSED RETAIL SPACE
1500 SF

40' REAR SETBACK

40' REAR SETBACK

50' SIDE SETBACK

40' SIDE SETBACK

50' SIDE SETBACK

50' SIDE SETBACK

60' FRONT SETBACK

60' FRONT SETBACK

40' REAR SETBACK

50' SIDE SETBACK

60' FRONT SETBACK

60' FRONT SETBACK

